

1.6mm Round Subminiature Infrared LED HIR26-21C/L289/TR8



Features

- Compatible with infrared and vapor phase reflow solder process
- Small Double-end package
- Peak wavelength $\lambda_p=850\text{nm}$
- Package in 12mm tape on 7" diameter reel.
- Pb free
- The product itself will remain within RoHS compliant version
- Compliance with EU REACH
- Compliance Halogen Free .(Br <900 ppm ,Cl <900 ppm , Br+Cl < 1500 ppm).

Descriptions

- HIR26-21C/L289/TR8 is an infrared emitting diode in miniature SMD package which is molded in a water clear plastic with spherical top view lens.
- The device is spectrally matched with silicon photodiode and phototransistor

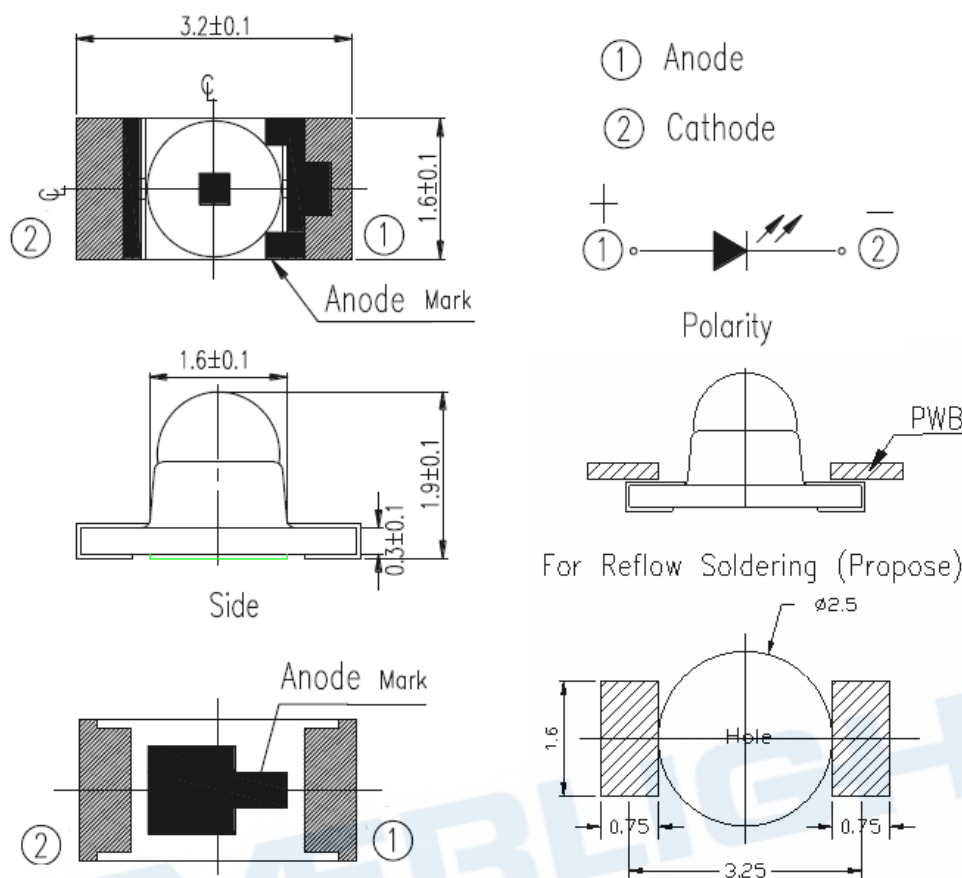
Applications

- PCB mounted infrared sensor
- Infrared remote control units with high power requirement
- Gas Counter
- Infrared applied system

Device Selection Guide

Part Category	Chip Material	Lens Color
HIR	GaAlAs	Water Clear

Package Dimensions

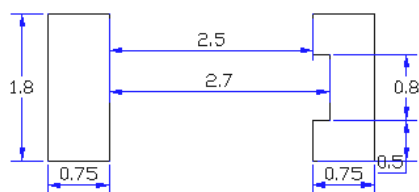


Notes: 1. All dimensions are in millimeters

2. Tolerances unless dimensions ± 0.1 mm

3. To avoid solder ball problem, below is stencil design suggestion (Reference):

- Solder paste : Sn/Ag3.0/Cu0.5
- Stencil thickness : 0.10mm
- Stencil design drawing :



4. Suggested pad dimension is just for reference only

Please modify the pad dimension based on individual need

Absolute Maximum Ratings (Ta=25°C)

Parameter	Symbol	Rating	Units
Continuous Forward Current	I_F	65	mA
Peak Forward Current *1	I_{FP}	1.0	A
Reverse Voltage	V_R	5	V
Operating Temperature	T_{opr}	-40 ~ +85	°C
Storage Temperature	T_{stg}	-40~+100	°C
Soldering Temperature *2	T_{sol}	260	°C
Power Dissipation at(or below) 25°C Free Air Temperature	P_d	130	mW

Notes: *1: I_{FP} Conditions--Pulse Width $\leq 100\mu s$ and Duty $\leq 1\%$.

*2:Soldering time ≤ 5 seconds.

Electro-Optical Characteristics (Ta=25°C)

Parameter	Symbol	Condition	Min.	Typ.	Max.	Units
Radiant Intensity	I_e	$I_F=20mA$	10	17	--	mW/sr
		$I_F=100mA$ Pulse width $\leq 100\mu s$, duty $\leq 1\%$	--	85	--	
Peak Wavelength	λ_p	$I_F=20mA$	--	850	--	nm
Spectral Bandwidth	$\Delta\lambda$	$I_F=20mA$	--	30	--	nm
Forward Voltage	V_F	$I_F=20mA$	1.20	1.40	1.70	V
		$I_F=100mA$ Pulse width $\leq 100\mu s$, duty $\leq 1\%$	1.40	1.60	2.20	
Reverse Current	I_R	$V_R=5V$	--	--	10	μA
View Angle	2 $\theta_{1/2}$	$I_F=20mA$	--	25	--	deg

Typical Electro-Optical Characteristics Curves

Fig.1 Forward Current vs.
Ambient Temperature

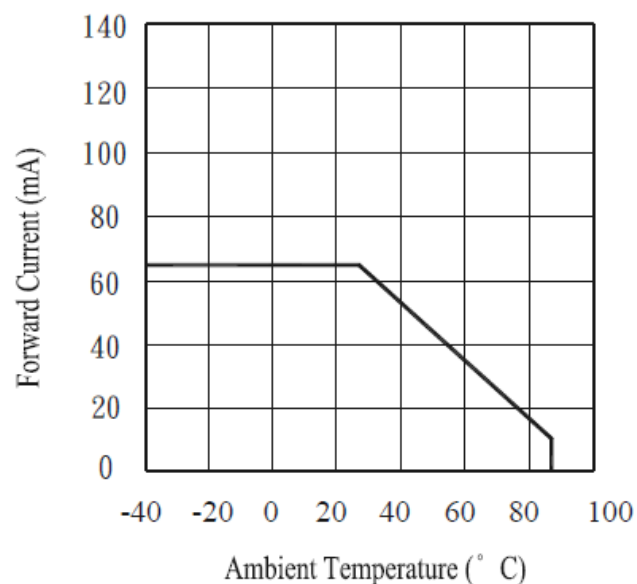


Fig.2 Spectral Distribution

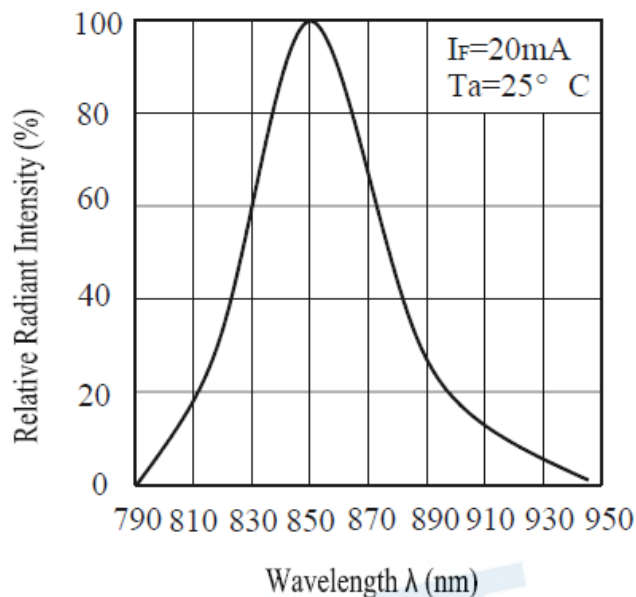


Fig.3 Forward Current vs.
Forward Voltage

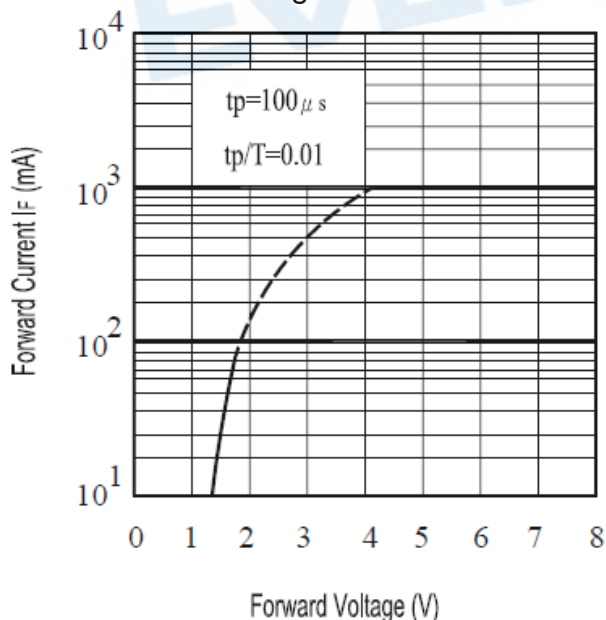
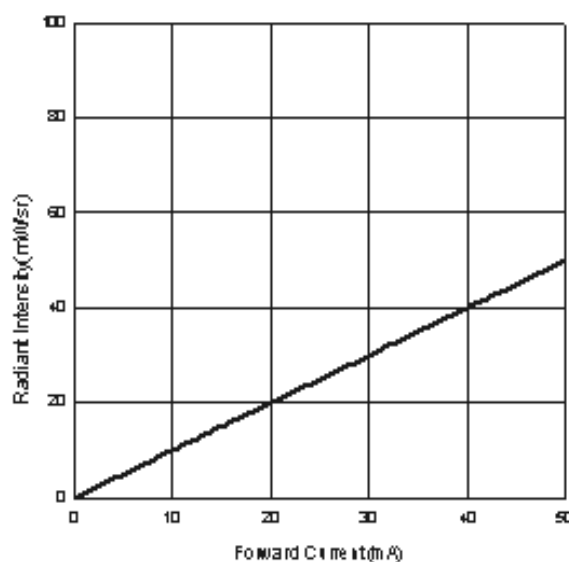


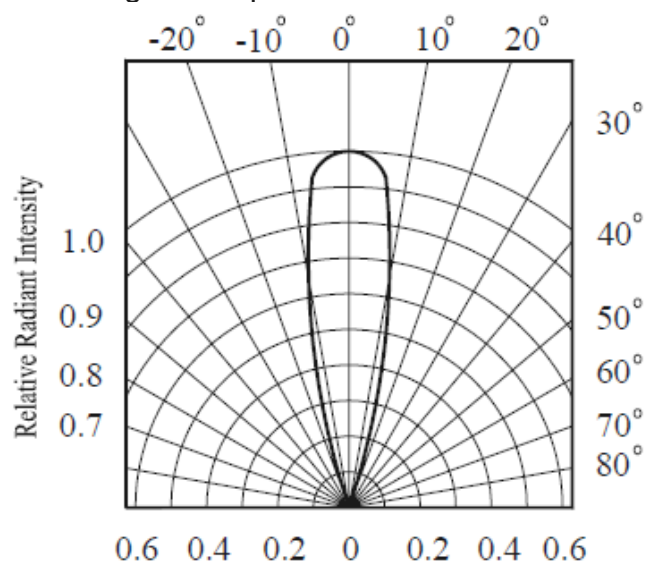
Fig.4 Radiant Intensity vs.
Forward Current



Typical Electro-Optical Characteristics Curves

Fig.5 Relative Radiant Intensity vs.

Angular Displacement



Precautions For Use

1. Over-current-proof

Customer must apply resistors for protection, otherwise slight voltage shift will cause big current change (Burn out will happen).

2. Storage

2.1 Do not open moisture proof bag before the products are ready to use.

2.2 After opening the package: The LEDs should be kept at 30°C or less and 60%RH or less.

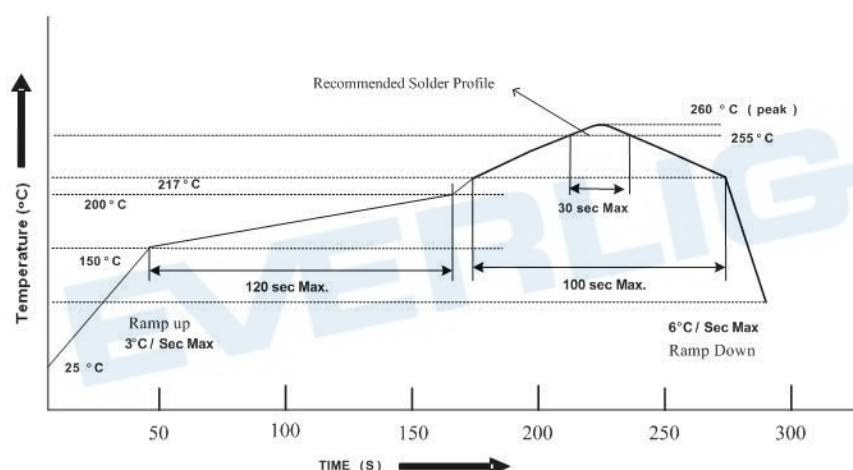
2.3 The LEDs should be used within 168 hours (7days) after opening the package .

2.4 If the moisture absorbent material (silica gel) has faded away or the LEDs have exceeded the storage time, baking treatment should be performed using the following conditions.

Baking treatment : 60±5°C for 24 hours.

3. Soldering Condition

3.1 Pb-free solder temperature profile



3.2 Reflow soldering should not be done more than two times.

3.3 When soldering, do not put stress on the LEDs during heating.

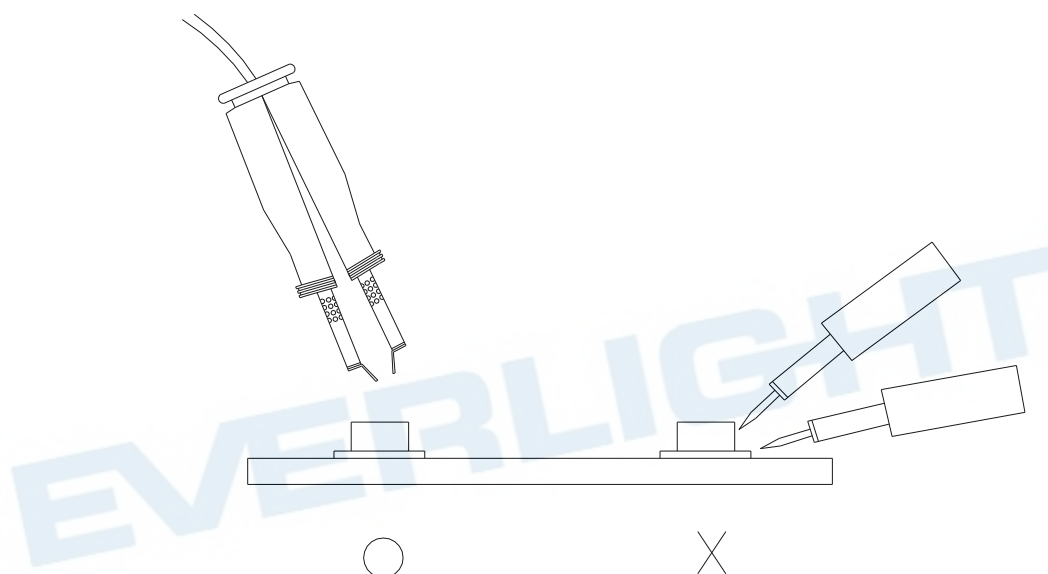
3.4 After soldering, do not warp the circuit board.

4.Soldering Iron

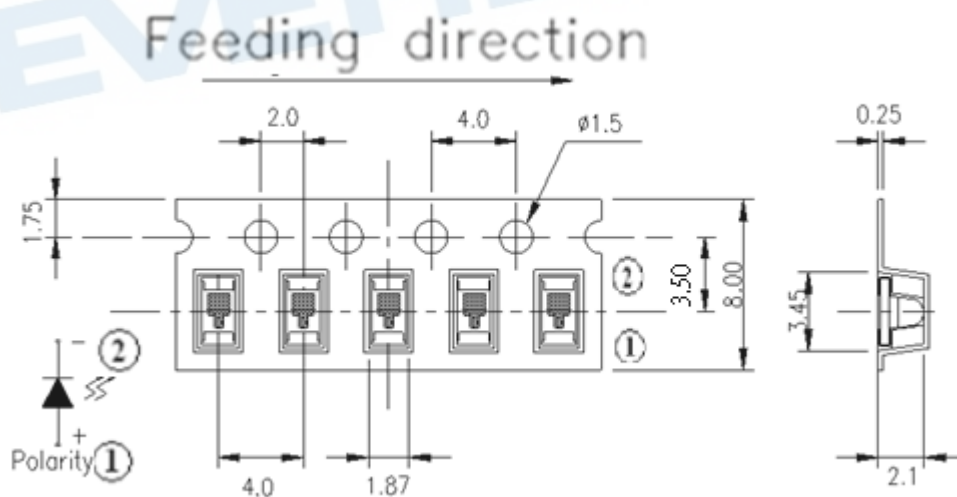
Each terminal is to go to the tip of soldering iron temperature less than 350°C for 3 seconds within once in less than the soldering iron capacity 25W. Leave two seconds and more intervals, and do soldering of each terminal. Be careful because the damage of the product is often started at the time of the hand solder.

5.Repairing

Repair should not be done after the LEDs have been soldered. When repairing is unavoidable, a double-head soldering iron should be used (as below figure). It should be confirmed beforehand whether the characteristics of the LEDs will or will not be damaged by repairing.











Carrier Tape Dimensions(Loaded Quantity 1500PCS/reel)



8

Label Form Specification

RoHS		EVERLIGHT	5
CPN: XXXXXXXXXXXXXXXXXXXX			
			
XXXXXXXXXX-XXXXXXXXXX-XXXXXXXXXX-XXXXXXXXXX-XXXXXX			
P/N: XXXXXXXXXXXX			
			
XXXXXXXXXX-XXXXXXXXXX-XXXXXXXXXX-XXXXXXXXXX-XXXXXX			
LOT No: Y150716XXX-XXXXXXXXXX-XXXXXXXXXX			
			
QTY: 0123456789 HUE: XXXXXXXXXXXX			
			
CAT: XXXXXXXXXXXX REF: XXXXXXXXXXXX			
			
REFERENCE: BTPYYMDDXXXX			
			
MSL-X MADE IN XXXXXX			
			

CPN: Customer's Production Number

P/N : Production Number

QTY: Packing Quantity

CAT: Ranks

HUE: Peak Wavelength

REF: Reference

LOT No: Lot Number

MSL-X: MSL Level

Made In: Manufacture place

DISCLAIMER

1. EVERLIGHT reserves the right(s) on the adjustment of product material mix for the specification.
2. The product meets EVERLIGHT published specification for a period of twelve (12) months from date of shipment.
3. The graphs shown in this datasheet are representing typical data only and do not show guaranteed values.
4. When using this product, please observe the absolute maximum ratings and the instructions for using outlined in these specification sheets. EVERLIGHT assumes no responsibility for any damage resulting from the use of the product which does not comply with the absolute maximum ratings and the instructions included in these specification sheets.
5. These specification sheets include materials protected under copyright of EVERLIGHT.
Reproduction in any form is prohibited without obtaining EVERLIGHT's prior consent.
6. This product is not intended to be used for military, aircraft, automotive, medical, life sustaining or life saving applications or any other application which can result in human injury or death. Please contact authorized Everlight sales agent for special application request.

EVERLIGHT ELECTRONICS CO., LTD.

Office: No. 6-8, Zhonghua Rd., Shulin Dist.,

New Taipei City 23860, Taiwan

Tel: 886-2-2685-6688

Fax: 886-2685-2699 , 6897

<http://www.everlight.com>